

Technical Data Sheet

PIN Photodiode Array: PDA6990

■ Features

- Photosensitive area of 2.3x80 mm composed of multiple photodiodes
- Fast response time
- High photo sensitivity
- Pb free
- The product itself will remain within RoHS compliant version.



■ Descriptions

PDA6990 is a high sensitive and high speed silicon photodiodes mounted on PCB. Spliced into a long strip photo diode, The photosensitive area is 80 millimeters long and 2.3 millimeters wide.

■ Applications

- Window sensor
- Microcurrent power supply

■ Absolute Maximum Ratings (Ta=25°C)

Parameter	Symbol	Rating	Units
Reverse Voltage	VR	30	V
Power Dissipation	Pd	150	mW
Lead Soldering Temperature	Tsol	260	°C
Operating Temperature	Topr	-20 ~ +85	°C
Storage Temperature	Tstg	-40 ~ +85	°C

■ Electro-Optical Characteristics (Ta=25°C)

Parameter	Symbol	Condition	Min.	Typ.	Max.	Units
Range of Spectral Bandwidth	$\lambda_{0.5}$	----	400	----	1100	nm
Wavelength of Peak Sensitivity	λ_p	----	----	940	----	nm
Open-Circuit Voltage	VOC	Note(1)	----	0.39	----	V
Short- Circuit Current	ISC	Note(1)	----	1500	----	μA
Reverse Light Current	IL	Note(1) VR=5V	----	1500	----	μA
Dark Current	Id	Ee=0m W/cm2 VR=10V	----	----	120	nA
Reverse Breakdown Voltage	BVR	Ee=0m W/cm2 IR=100 μA	60	----	----	V
Total Capacitance	Ct	Ee=0m W/cm2 VR=5V f=1MHZ	----	250	----	pF
Rise/Fall Time	tr/ta	VR=10V RL=1K Ω		250/250		nS

Note(1): Parallel light of Ee=5mW/cm2 illumination is applied by a Tungsten lamp of 2856K

■ Typical Electro-Optical Characteristics Curves

Fig.1 Spectral Sensitivity

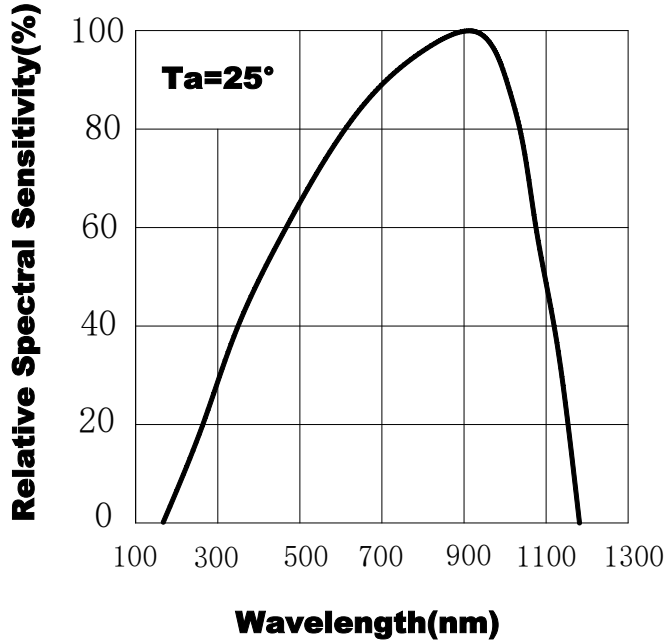


Fig.2 Dark Current vs. Ambient Temperature

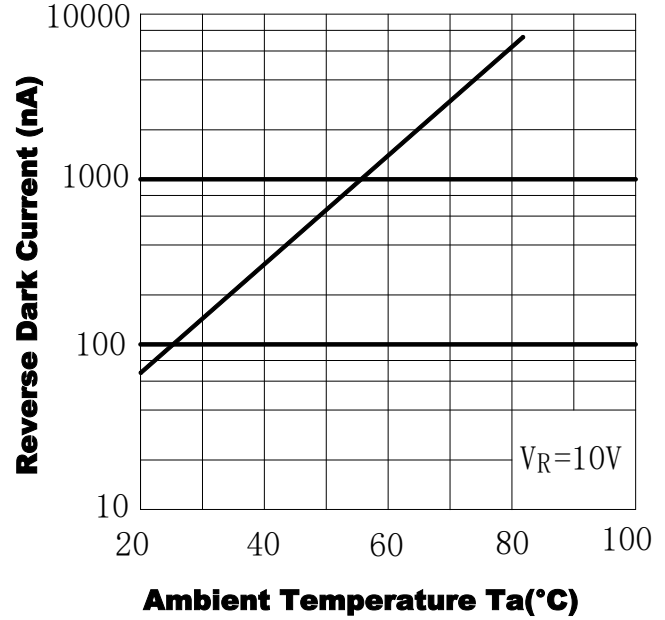


Fig.3 Reverse Light Current vs. E_e

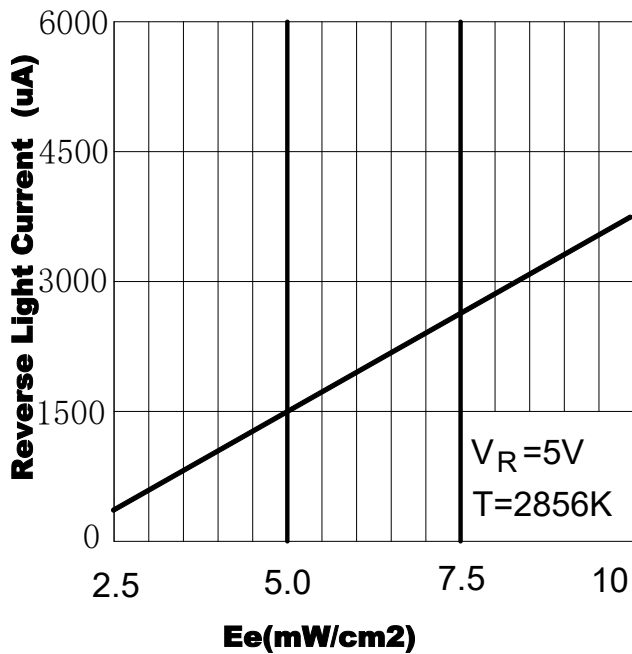


Fig.4 Terminal Capacitance vs. Reverse Voltage

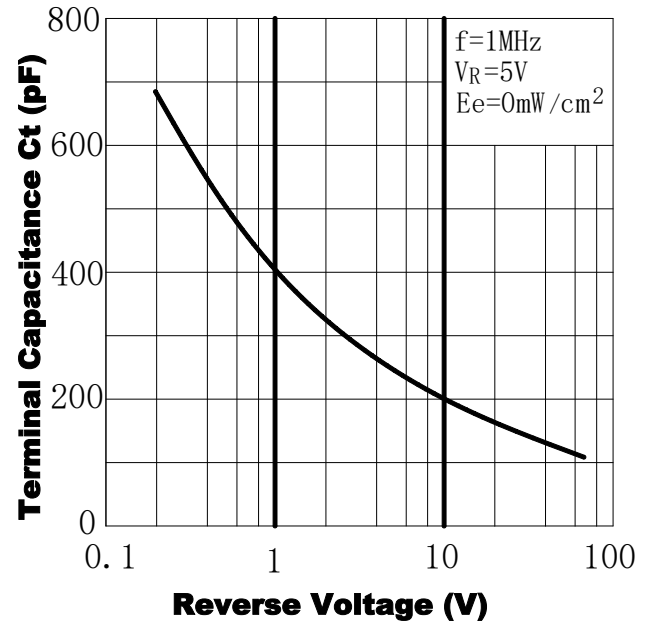
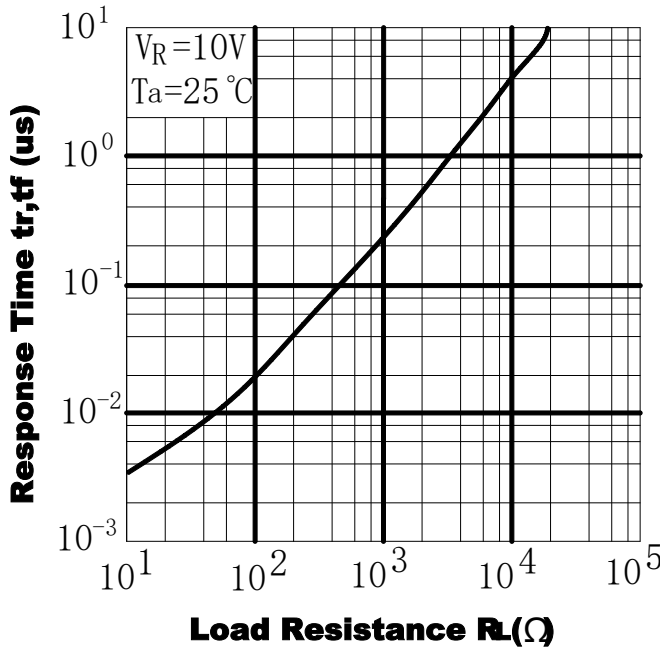


Fig.5 Response Time vs. Load Resistance



Notes

1. Above specification may be changed without notice. SHUGUAN will reserve authority on material change for above specification.
2. When using this product, please observe the absolute maximum ratings and the instructions for using outlined in these specification sheets. SHUGUAN assumes no responsibility for any damage resulting from use of the product which does not comply with the absolute maximum ratings and the instructions included in these specification sheets.
3. These specification sheets include materials protected under copyright of SHUGUAN corporation. Please don't reproduce or cause anyone to reproduce them without SHUGUAN's consent.
4. This products is bare chip products (wafers or diced chips), Unsealed products are not protected by an external enclosure and so require especially strict care to prevent physical breakage or contamination. It has protective tape, which is removed prior to use.
5. Condensation may form on the chip surface in environments subject to sharp or sudden fluctuations in temperature, so avoid use in such locations.
6. Applying excessive force to the product using a printed circuit board may cause the board to warp. This warping may damage the chip,wires connections, so use caution.
7. Do not let anything come in contact with the chip surface. Though the chip is hard, it is also brittle an easily notched. Sharped or hard items that come in contact with the chip may case cracks or scratches, which can lead to fluctuations in electrical characteristics or poor device reliability.
8. This kind of products due to the customer's external dimensions, performance parameters and other requirements are different, standard products are difficult to meet customer needs, the company provides customized services, can be developed and designed by our company new products, can also provide customers with processing and generation services.