

Technical Data Sheet

9mm Round Silicon PIN Photodiode: SGPD938C

■ Features

- Fast response time
- High photo sensitivity
- Small junction capacitance
- Pb free
- The product itself will remain within RoHS compliant version.



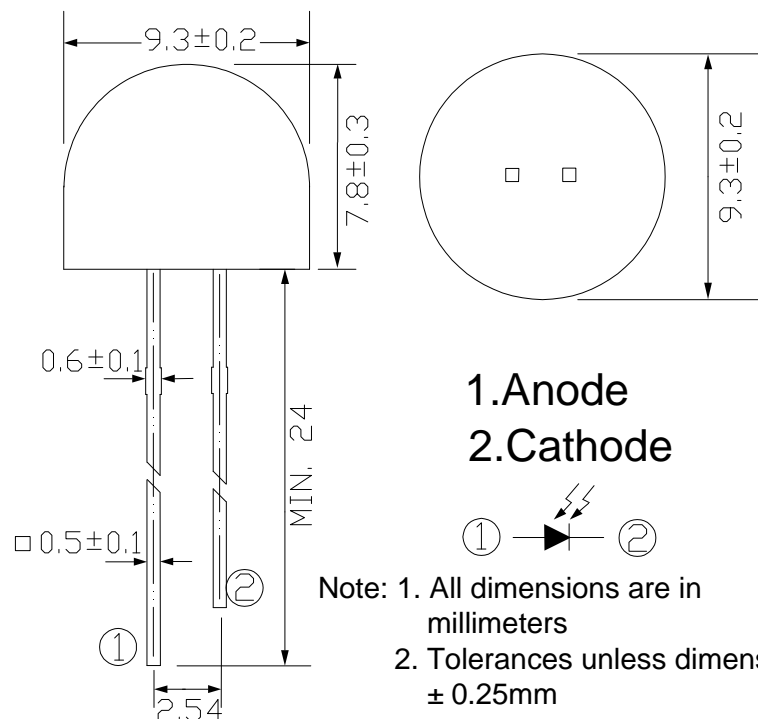
■ Descriptions

SGPD938C is a high speed and high sensitive PIN photodiode in a 9mm round plastic package. Due to its water clear epoxy the device is sensitive to visible and infrared radiation.

■ Applications

- High speed photo detector
- Wireless IR loudspeaker box
- Optoelectronic switch

■ Package Dimensions



■ Absolute Maximum Ratings (Ta=25°C)

Parameter	Symbol	Rating	Units
Reverse Voltage	VR	30	V
Power Dissipation	Pd	150	mW
Lead Soldering Temperature	Tsol	260	°C
Operating Temperature	Topr	-40 ~ +85	°C
Storage Temperature	Tstg	-40 ~ +85	°C

■ Electro-Optical Characteristics (Ta=25°C)

Parameter	Symbol	Condition	Min.	Typ.	Max.	Units
Rang of Spectral Bandwidth	$\lambda_{0.5}$	----	400	----	1100	nm
Wavelength of Peak Sensitivity	λ_p	----	----	940	----	nm
Open-Circuit Voltage	V _{OC}	Ee=5m W/cm ² $\lambda_p=940\text{nm}$	----	0.35	----	V
Short- Circuit Current	I _{SC}	Ee=5m W/cm ² $\lambda_p=940\text{nm}$	----	150	----	μA
Reverse Light Current	I _L	Ee=5m W/cm ² $\lambda_p=940\text{nm}$ V _R =5V	130	150	----	μA
Dark Current	I _d	Ee=0m W/cm ² V _R =10V	----	----	30	nA
Reverse Breakdown	BV _R	Ee=0m W/cm ² I _R =100 μA	35	----	----	V
Total Capacitance	C _t	Ee=0m W/cm ² V _R =3V f=1MHZ	----	44	----	pF
Rise/Fall Time	t _r /t _f	V _R =10V R _L =1K Ω		60/60		nS

■ **Typical Electro-Optical Characteristics Curves**

Fig.1 Power Dissipation vs. Ambient Temperature

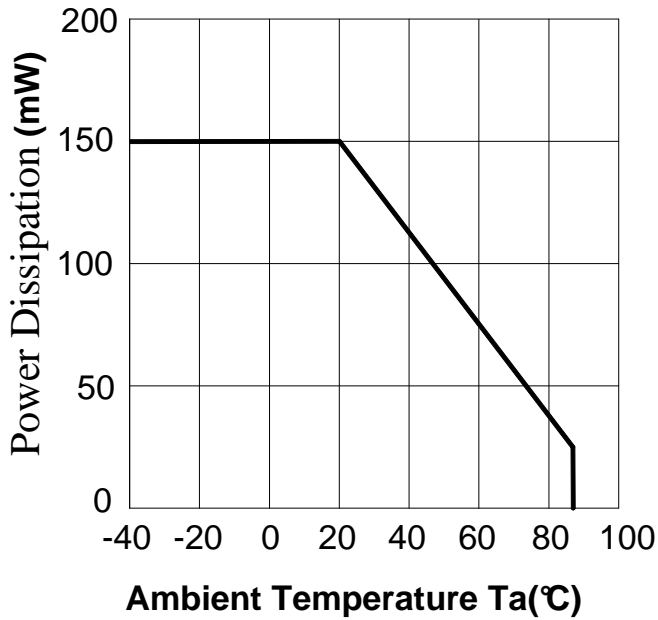


Fig.2 Spectral Sensitivity

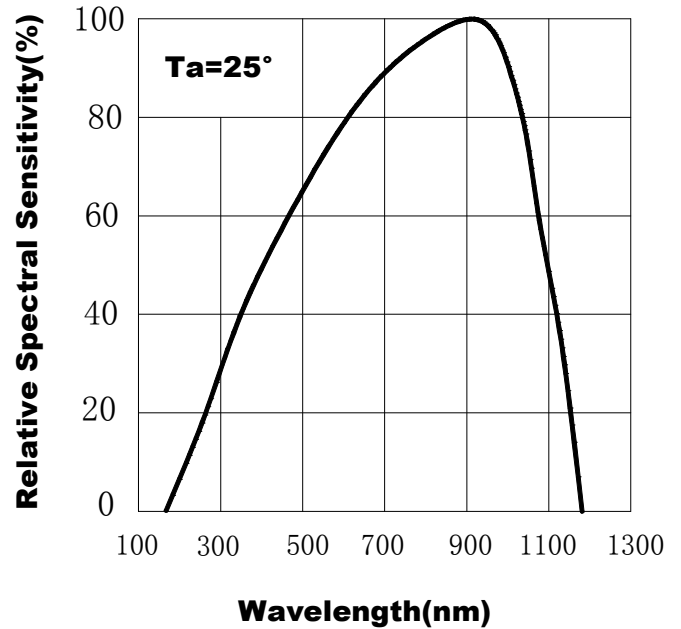


Fig.3 Dark Current vs. Ambient Temperature

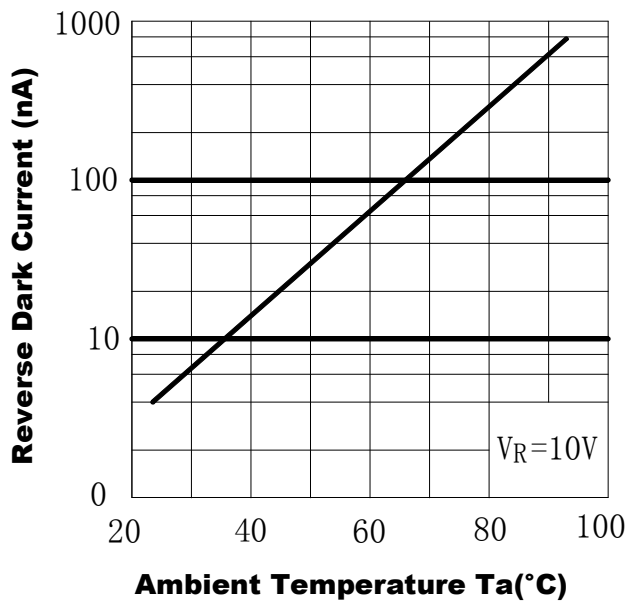


Fig.4 Reverse Light Current vs. Ee

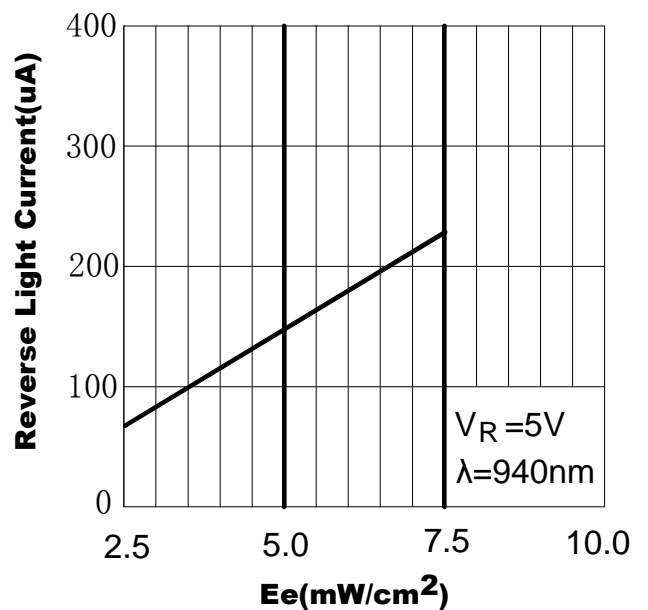


Fig.5 Terminal Capacitance vs.
Reverse Voltage

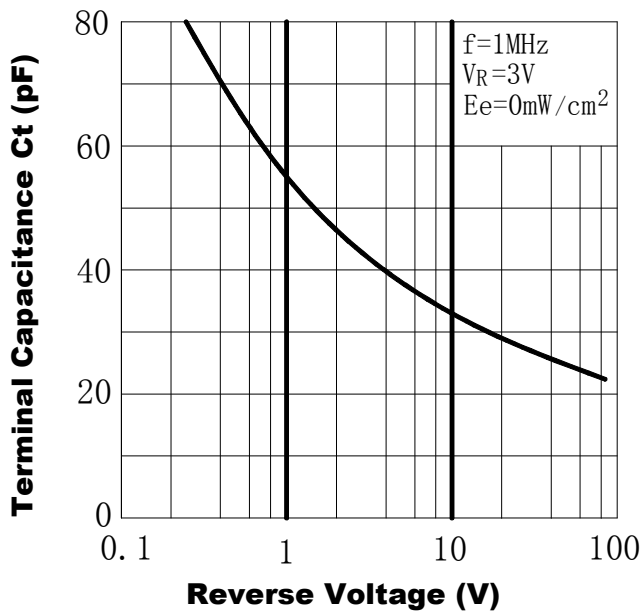
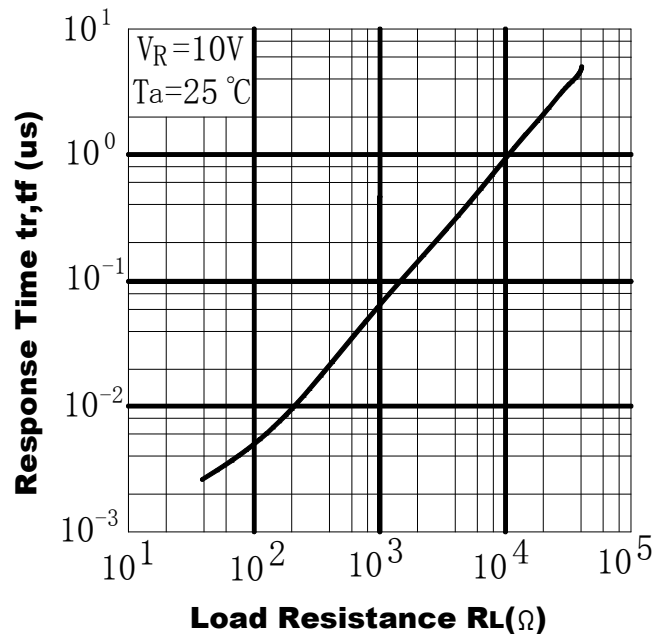


Fig.6 Response Time vs.
Load Resistance



■ Packing Quantity Specification

1. 400PCS/1Bag

■ Notes

1. Above specification may be changed without notice. SHUGUAN will reserve authority on material change for above specification.
2. When using this product, please observe the absolute maximum ratings and the instructions for using outlined in these specification sheets. SHUGUAN assumes no responsibility for any damage resulting from use of the product which does not comply with the absolute maximum ratings and the instructions included in these specification sheets.
3. These specification sheets include materials protected under copyright of SHUGUAN corporation. Please don't reproduce or cause anyone to reproduce them without SHUGUAN's consent.