

Technical Data Sheet

3mm Infrared LED SIR3011

■ Features

- High reliability
- High radiant intensity
- Peak wavelength $\lambda_p=940\text{nm}$
- 2.54mm Lead spacing
- Low forward voltage
- Pb free
- The product itself will remain within RoHS compliant version.



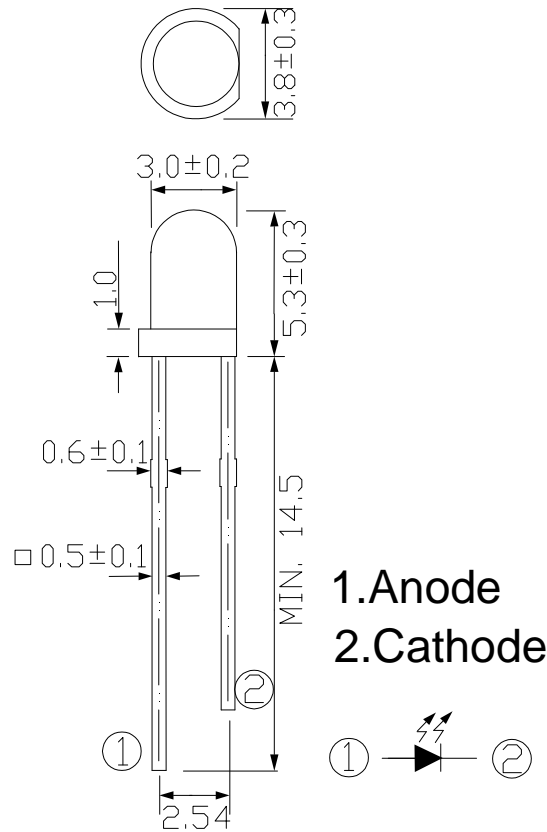
■ Descriptions

- SHUGUAN'S Infrared Emitting Diode(SIR3011) is a high intensity diode , molded in a water clear plastic package.
- The device is spectrally matched with phototransistor , photodiode and infrared receiver module.

■ Applications

- Free air transmission system
- Infrared remote control units
- Infrared applied system

■ **Package Dimensions**



Note: 1. All dimensions are in millimeters
 2. Tolerances unless dimensions $\pm 0.25\text{mm}$

■ **Absolute Maximum Ratings (Ta=25°C)**

Parameter	Symbol	Rating	Units
Continuous Forward Current	I _F	20	mA
Peak Forward Current	I _{FP}	0.2	A
Reverse Voltage	V _R	5	V
Lead Soldering Temperature	T _{sol}	260	°C
Operating Temperature	T _{opr}	-40 ~ +85	°C
Storage Temperature	T _{stg}	-40 ~ +85	°C
Power Dissipation at(or below) 25°C Free Air Temperature	P _d	100	mW

Notes: *1:I_{FP} Conditions--Pulse Width $\leq 100 \mu\text{s}$ and Duty $\leq 1\%$.

*2:Soldering time ≤ 5 seconds.

■ **Electro-Optical Characteristics (Ta=25°C)**

Parameter	Symbol	Condition	Min.	Typ.	Max.	Units
Radiant Intensity	Ee	IF=20mA	6.0	8.0	--	mW/sr
		IF=200mA Pulse Width ≤100 μs ,Duty≤1%.	--	50	--	
Peak Wavelength	λp	IF=20mA	--	940	--	nm
Spectral Bandwidth	Δλ	IF=20mA	--	50	---	nm
Forward Voltage	VF	IF=20mA	--	1.25	1.5	V
		IF=500mA Pulse Width ≤100 μs ,Duty≤1%.	--	1.9	2.5	
Reverse Current	IR	VR=5V	--	--	10	μA
View Angle	2θ 1/2	IF=20mA	--	45	--	deg

■ **Typical Electro-Optical Characteristics Curves**

Fig.1 Forward Current vs. Ambient Temperature

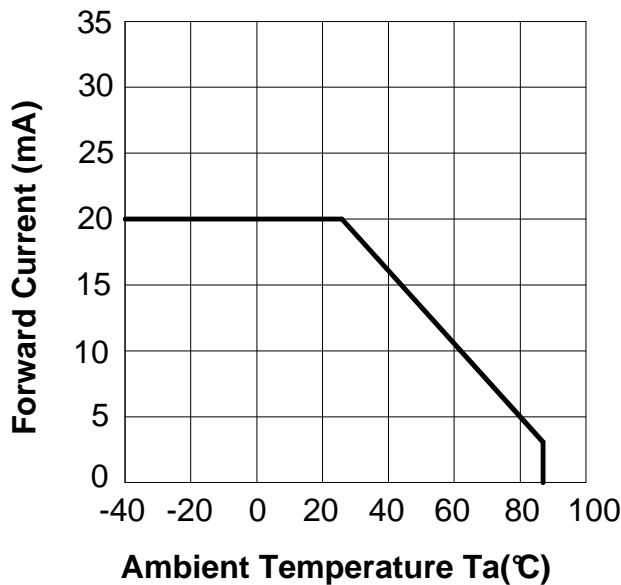


Fig.2 Spectral Distribution

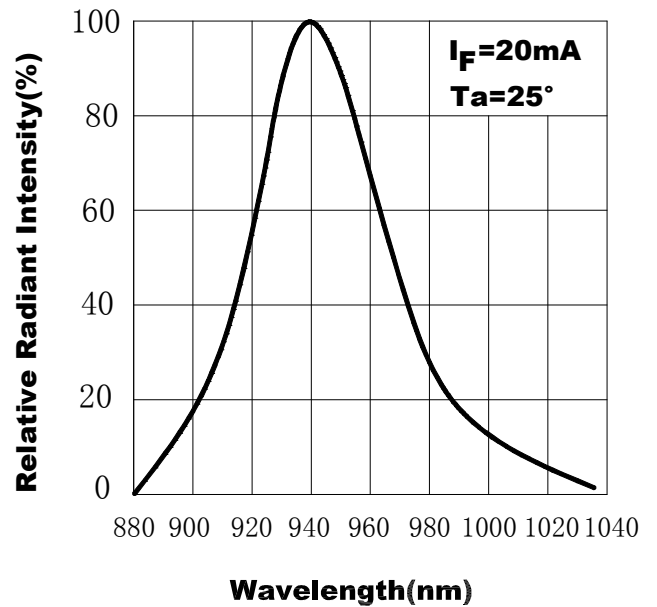


Fig.3 Peak Emission Wavelength vs. Ambient Temperature

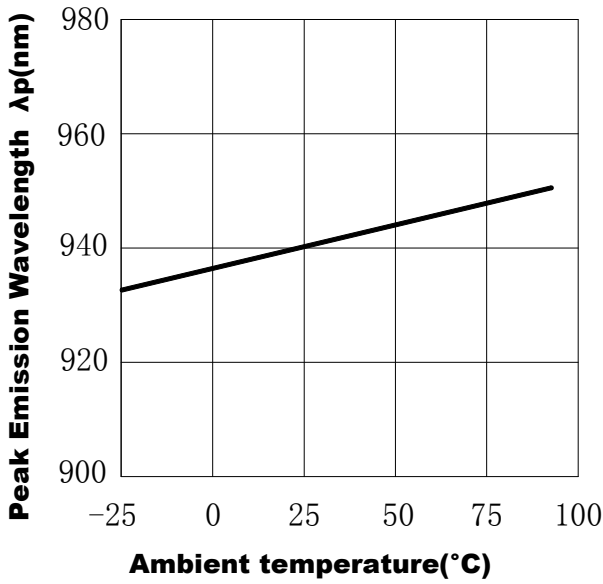


Fig.4 Forward Current vs. Forward Voltage

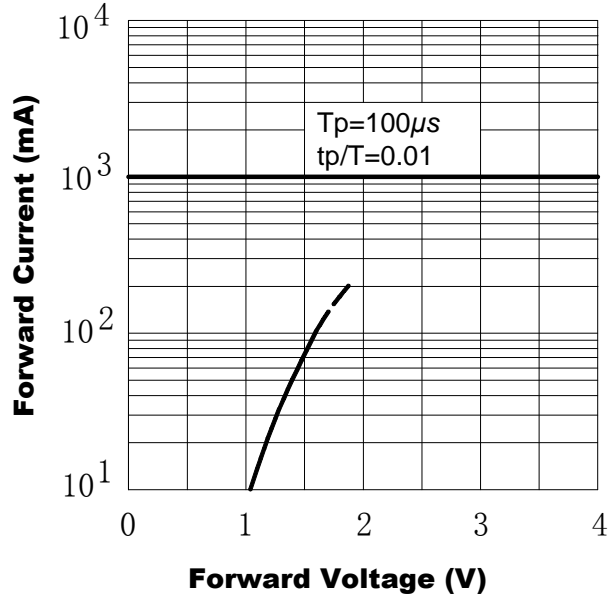


Fig.5 Radiant Intensity vs. Forward Current

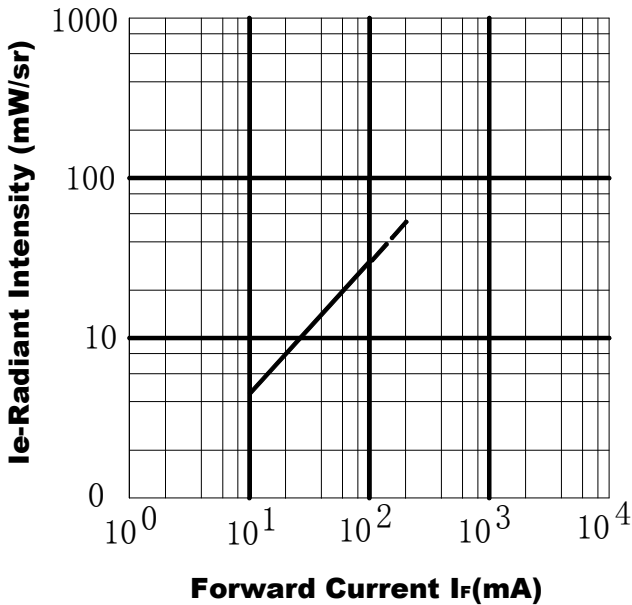


Fig.6 Relative Radiant Intensity vs. Angular Displacement

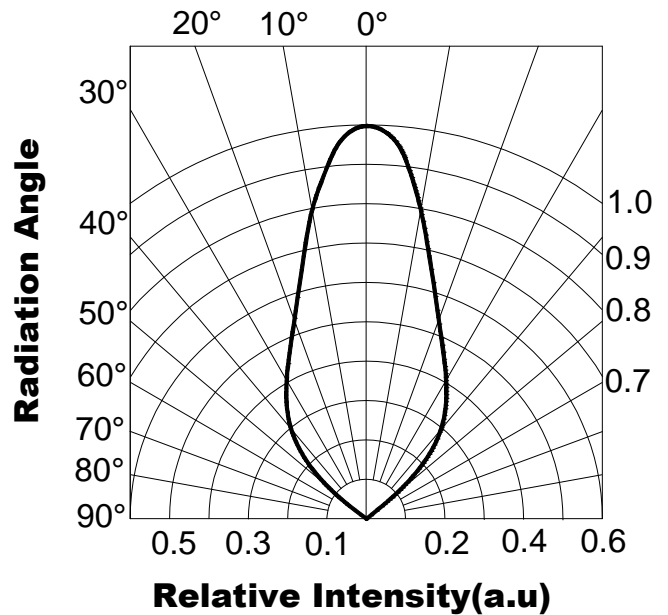


Fig.7 Relative Intensity vs. Ambient Temperature (°C)

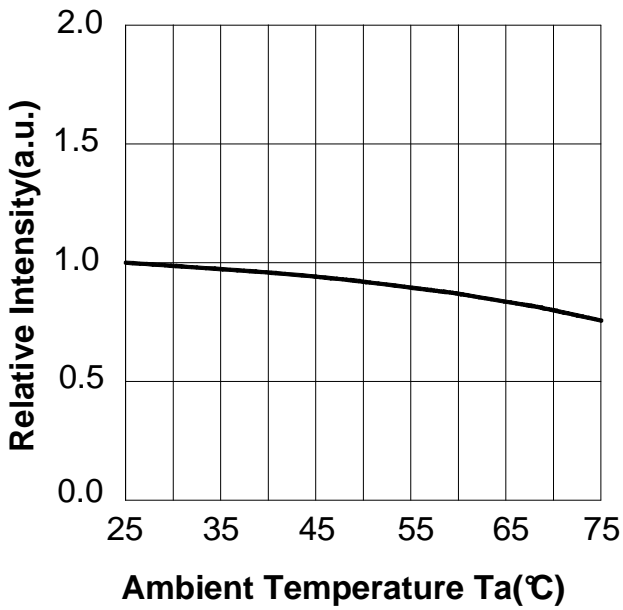
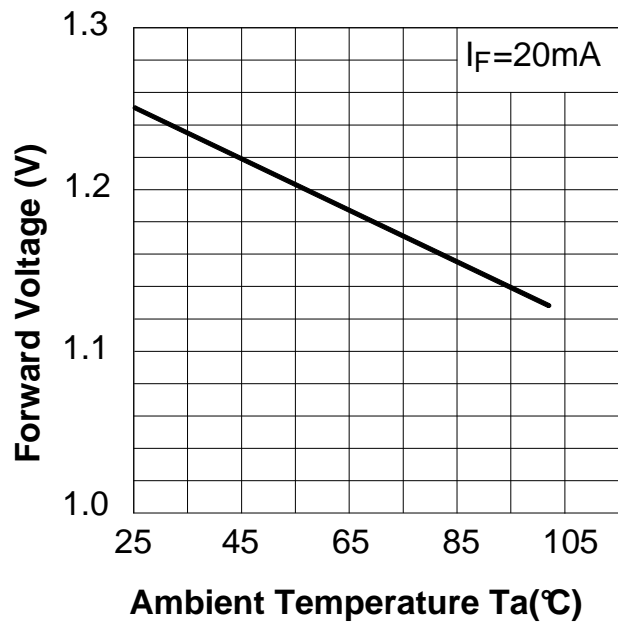


Fig.8 Forward Voltage vs. Ambient Temperature (°C)



Notes:

1. Above specification may be changed without notice. SHUGUAN will reserve authority on material change for above specification
2. When using this product , please observe the absolute maximum ratings and the instructions for use outlined in these specification sheets. SHUGUAN assumes no responsibility for any damage resulting from use of the product which does not comply with the absolute maximum ratings and the instructions included in these specification