

Technical Data Sheet

5mm Infrared LED SIR5031



■ Features

- High reliability
- High radiant intensity
- Peak wavelength $\lambda_p=940\text{nm}$
- 2.54mm Lead spacing
- Low forward voltage
- Pb free
- The product itself will remain within RoHS compliant version.

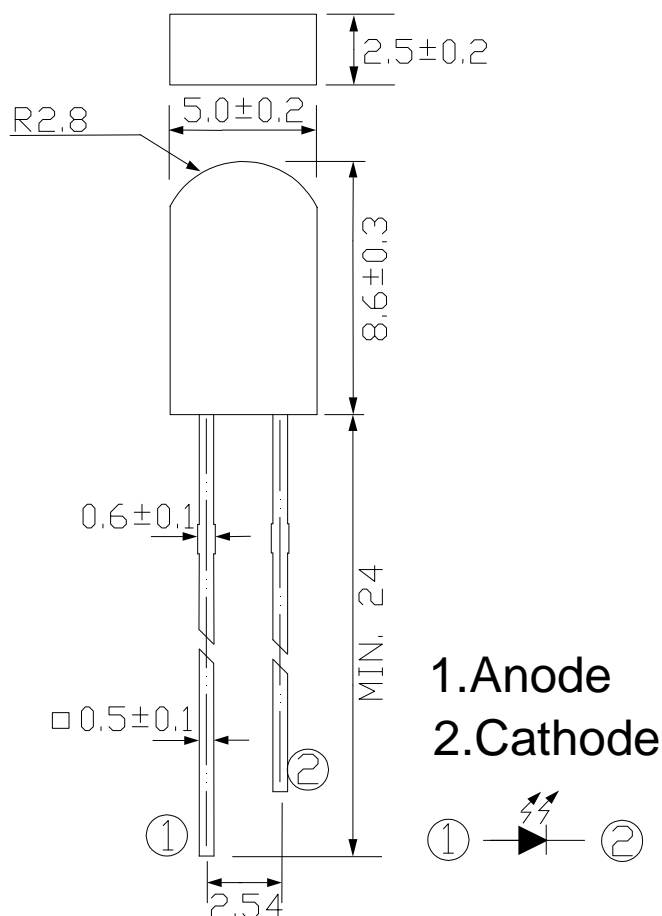
■ Descriptions

- SHUGUAN'S Infrared Emitting Diode(SIR5031) is a high intensity diode , molded in a water clear plastic package.
- The device is spectrally matched with phototransistor , photodiode and infrared receiver module.

■ Applications

- Free air transmission system
- Infrared remote control units
- Optoelectronic switch
- Infrared touch screen
- Smoke detector

■ Package Dimensions



- Note: 1. All dimensions are in millimeters
2. Tolerances unless dimensions ± 0.25 mm

■ Absolute Maximum Ratings ($T_a=25^\circ\text{C}$)

Parameter	Symbol	Rating	Units
Continuous Forward Current	I_F	50	mA
Peak Forward Current	I_{FP}	0.5	A
Reverse Voltage	V_R	5	V
Lead Soldering Temperature	T_{sol}	260	$^\circ\text{C}$
Operating Temperature	T_{opr}	-40 ~ +85	$^\circ\text{C}$
Storage Temperature	T_{stg}	-40 ~ +85	$^\circ\text{C}$
Power Dissipation at(or below) 25 $^\circ\text{C}$ Free Air Temperature	P_d	100	mW

Notes: *1: I_{FP} Conditions--Pulse Width $\leq 100 \mu\text{s}$ and Duty $\leq 1\%$.

*2: Soldering time ≤ 5 seconds.

■ Electro-Optical Characteristics (Ta=25°C)

Parameter	Symbol	Condition	Min.	Typ.	Max.	Units
Radiant Intensity	Ee	IF=20mA	5.0	7.0	--	mW/sr
		IF=50mA Pulse Width ≤ 100 μs ,Duty ≤ 1%	--	15	--	
		IF=0.5A Pulse Width ≤ 100 μs ,Duty ≤ 1%.	--	100	--	
Peak Wavelength	λp	IF=20mA	--	940	--	nm
Spectral Bandwidth	Δλ	IF=20mA	--	50	----	nm
Forward Voltage	VF	IF=20mA	--	1.2	1.5	V
		IF=50mA Pulse Width ≤ 100 μs ,Duty ≤ 1%	--	1.3	1.6	
		IF=0.5A Pulse Width ≤ 100 μs ,Duty ≤ 1%.	--	2.3	3.0	
Reverse Current	IR	VR=5V	--	--	10	μA
View Angle	2θ 1/2	IF=20mA	--	20	--	deg

■ Typical Electro-Optical Characteristics Curves

Fig.1 Forward Current vs. Ambient Temperature

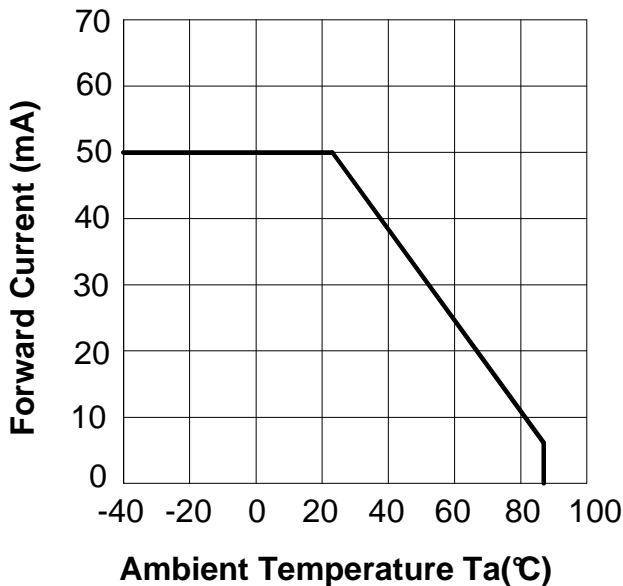


Fig.2 Spectral Distribution

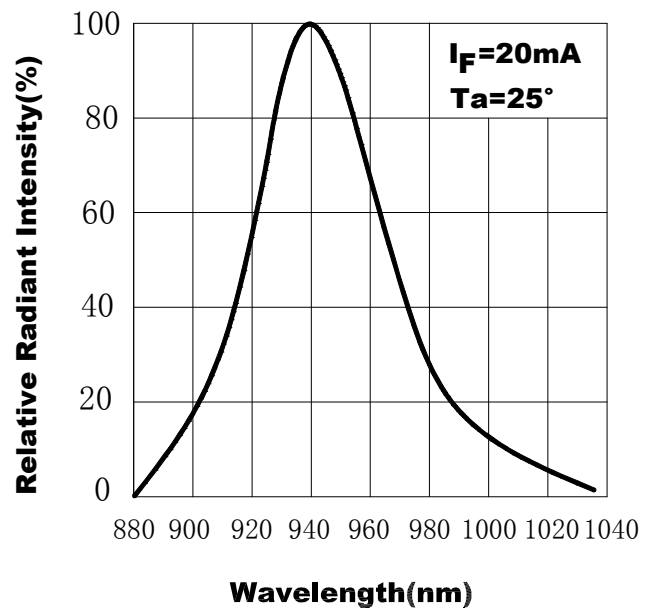


Fig.3 Peak Emission Wavelength vs. Ambient Temperature

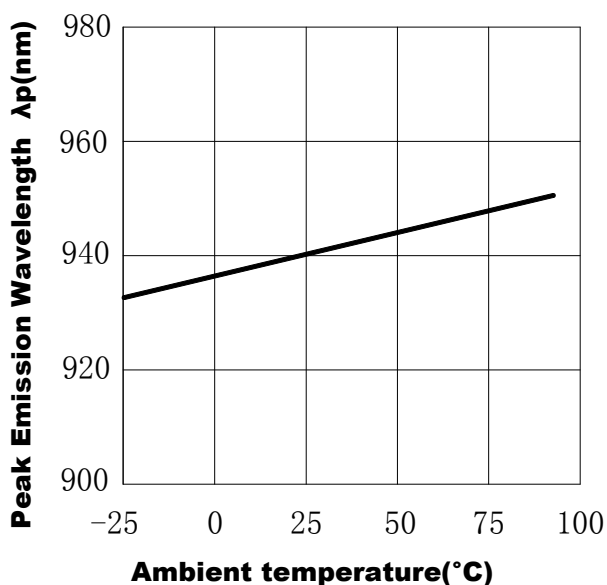


Fig.4 Forward Current vs. Forward Voltage

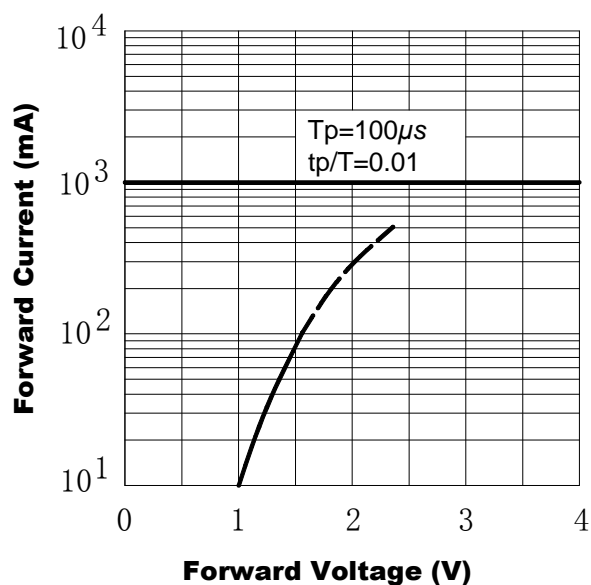


Fig.5 Radiant Intensity vs. Forward Current

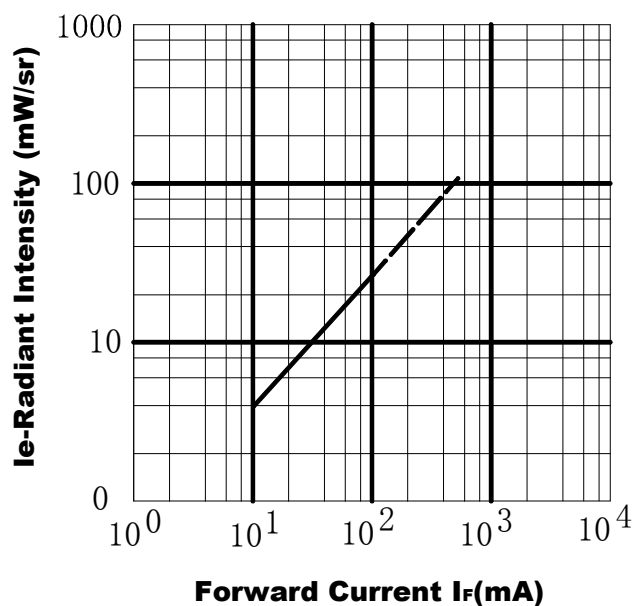


Fig.6 Relative Radiant Intensity vs. Angular Displacement

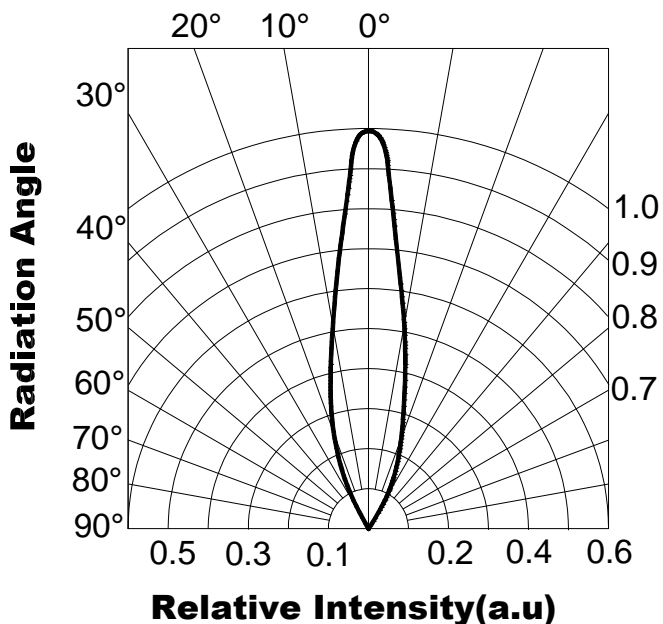


Fig.7 Relative Intensity vs.
Ambient Temperature (°C)

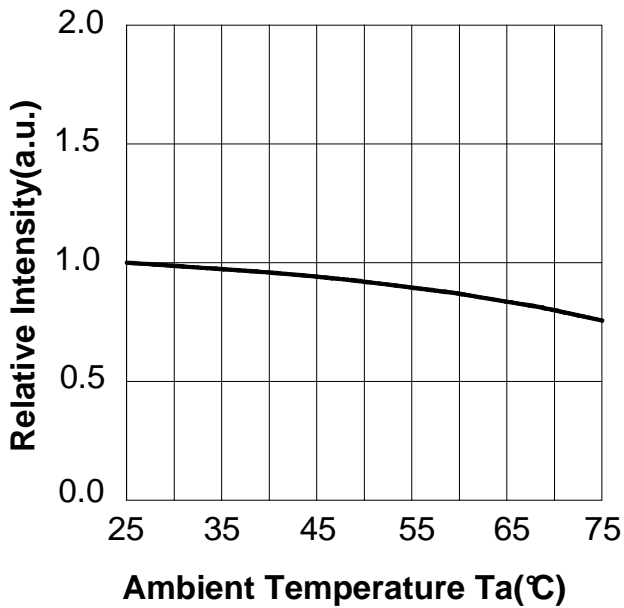
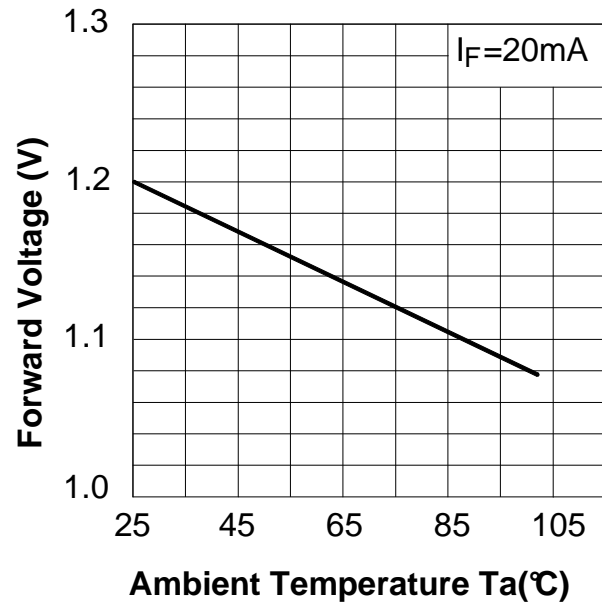


Fig.8 Forward Voltage vs.
Ambient Temperature (°C)



Notes:

1. Above specification may be changed without notice. SHUGUAN will reserve authority on material change for above specification
2. When using this product , please observe the absolute maximum ratings and the instructions for use outlined in these specification sheets. SHUGUAN assumes no responsibility for any damage resulting from use of the product which does not comply with the absolute maximum ratings and the instructions included in these specification